


Mehndi: The Timeless Art of Henna Painting

Mehndi, the intricate art of henna painting, is a mesmerizing tradition that has adorned hands, feet, and bodies for centuries. Originating from the Indian subcontinent, this ancient art form has spread across the globe, captivating cultures with its exquisite designs and profound cultural significance.



Mehndi: The Timeless Art of Henna Painting

by Loretta Roome

★★★★☆ 4.2 out of 5

Language : English

File size : 9940 KB

Text-to-Speech : Enabled

Screen Reader : Supported

Enhanced typesetting : Enabled

Print length : 193 pages



A Historical Journey

The origins of mehndi are shrouded in mystery, but historical evidence suggests its existence as early as 5000 B.C. Ancient Egyptian tombs depicted women with henna-stained nails and hands, while Vedic texts from India mention the use of henna for beautification and medicinal purposes.

In the Indian subcontinent, mehndi became a prominent part of cultural and religious celebrations. During weddings, brides adorned themselves with elaborate henna designs, symbolizing fertility, prosperity, and good luck. In

Muslim communities, henna was used for temporary tattoos and as a way to cool the body during summer.

Over time, mehndi spread to other regions, including North Africa, the Middle East, and Southeast Asia. It became a popular form of body art and was incorporated into various cultural practices and beliefs.

The Significance of Henna

Henna is not merely a dye but a natural plant with numerous cultural, medicinal, and spiritual associations.

- **Cultural Significance:** Mehndi designs often carry deep cultural meanings. Traditional motifs reflect ancient symbols, religious beliefs, and auspicious wishes.
- **Medicinal Properties:** Henna has antimicrobial and antifungal properties, making it beneficial for skin health and wound healing.
- **Spiritual Symbolism:** In some cultures, henna is believed to possess protective and spiritual powers. It is used in rituals and ceremonies to ward off evil spirits and promote well-being.

The Art of Mehndi

Creating a mehndi design is more than just applying a dye. It is a skilled art form that requires patience, precision, and a keen eye for detail.

Materials: Traditional mehndi is made from henna leaves, which are ground into a paste and applied with a cone or brush. Modern variations include pre-mixed henna cones and ready-to-use gels.

Techniques: Mehndi artists employ a variety of techniques to create intricate designs. These include freehand drawing, stencils, and the use of templates. The two main styles of mehndi painting are Arabic (characterized by bold lines and geometric patterns) and Indian (more elaborate with floral motifs and traditional symbols).

Designs: Mehndi designs are as diverse as the cultures that practice it. They range from simple geometric patterns to elaborate floral and paisley motifs. Each design often carries a symbolic meaning, representing blessings, joy, and prosperity.

Step-by-Step Guide to Mehndi Application

To create your own mehndi masterpiece, follow these steps:

1. **Prepare your skin:** Cleanse and dry the area to be decorated. Remove any oils or lotions.
2. **Apply essential oil:** Optionally, you can apply a few drops of essential oil (such as tea tree or eucalyptus) to the skin. This will help the henna stain darker and last longer.
3. **Draw the design:** Using a henna cone or brush, carefully draw your desired design on the skin. Start with light strokes and gradually increase pressure for darker lines.
4. **Let dry:** Allow the henna to dry completely before removing. The drying time can vary depending on the humidity and thickness of the henna paste.
5. **Remove the paste:** Once the henna is dry, gently peel or scrape off the paste. Avoid using water or soap.


6. **Preserve the design:** To enhance the color and longevity of your mehndi, apply a mixture of lemon juice and sugar to the design. Leave on for 30 minutes and then remove.

Modern Trends in Mehndi

While traditional mehndi designs remain popular, modern trends are emerging, influenced by fashion, art, and cultural fusion.

- **Metallic accents:** Adding metallic accents to mehndi designs, such as gold or silver, creates a glamorous and contemporary look.
- **Floral fantasies:** Intricate floral designs, inspired by nature and botanical art, are becoming increasingly popular in modern mehndi.
- **Abstract and geometric patterns:** Abstract and geometric patterns, incorporating elements of tribal art and modern design, are bringing a fresh and innovative twist to mehndi.

Mehndi, the timeless art of henna painting, continues to captivate hearts and bodies around the world. Its rich history, cultural significance, and exquisite designs make it a true art form that transcends time and boundaries. Whether you adorn yourself with a traditional or modern mehndi design, this ancient practice promises to enhance your beauty, express your individuality, and connect you to a vibrant cultural heritage.



Mehndi: The Timeless Art of Henna Painting

by Loretta Roome

★★★★☆ 4.2 out of 5

Language : English

File size : 9940 KB

Text-to-Speech : Enabled

Screen Reader : Supported

Enhanced typesetting : Enabled

Print length : 193 pages


FREE

DOWNLOAD E-BOOK



New Sustainable and Multi-Purpose Materials for Design and Architecture: Transforming the Built Environment

In an era of growing environmental concerns, the design and architecture industries are undergoing a significant shift towards...



The Montefeltro Conspiracy Renaissance Mystery Decoded

In the heart of the Italian Renaissance, a tantalizing mystery has captivated historians and art enthusiasts for centuries. The Montefeltro Conspiracy refers to a series of...